



Looking for Evidence of Wildlife



We share our homes and schools with wildlife even if we do not see them.

Look for evidence of wildlife around your outdoor classroom.

Draw a picture of the evidence (such as a feather) and draw a picture of the animal it represents (such as a bird).

Then use resources such as the *National Audubon Society Regional Guide to the Southeastern States* and *Scats and Tracks of the Southeast* or the Internet to help you identify the wildlife evidence you find, and to help you determine which species of wildlife use your schoolyard as habitat (a home).

Caution - Be careful not to harm any wildlife or their habitats.

| | "Evidence" of Wildlife | Species of Wildlife |
|--|--|---|
| Ex |  blue feather with black bands |  bird - blue jay |
| 1 | | |
| 2 | | |
| 3 | | |
| 4 | | |
| 5 | | |
| 6 | | |
| 7 | | |
| Total Number of Evidence Found: _____ Date: _____, _____ | | |

Make copies of this data sheet as needed.





Looking for Evidence of Wildlife

We share our homes and schools with wildlife even if we do not see them.

Look for evidence of wildlife around your outdoor classroom.

Describe the evidence (such as a red feather), then name the animal it represents (such as a Northern Cardinal bird) and describe the location where you found the evidence.

Then use resources such as the *National Audubon Society Regional Guide to the Southeastern States* and *Scats and Tracks of the Southeast* or the Internet to help you identify the wildlife evidence you find, and to help you determine which species of wildlife use your schoolyard as habitat (a home).

Caution - Be careful not to harm any wildlife or their habitats.

| | Evidence of Wildlife | Species of Wildlife | Location |
|-----|---------------------------|-----------------------------------|---------------------|
| Ex: | Red Feather | Bird - probably Northern Cardinal | Under Bird Bath |
| Ex: | Animal Track / Foot Print | Raccoon | In Vegetable Garden |
| 1 | | | |
| 2 | | | |
| 3 | | | |
| 4 | | | |
| 5 | | | |
| 6 | | | |
| 7 | | | |
| 8 | | | |
| 9 | | | |
| 10 | | | |

Total Number of Evidence Found: _____ Date: _____, _____

Make copies of this data sheet as needed.



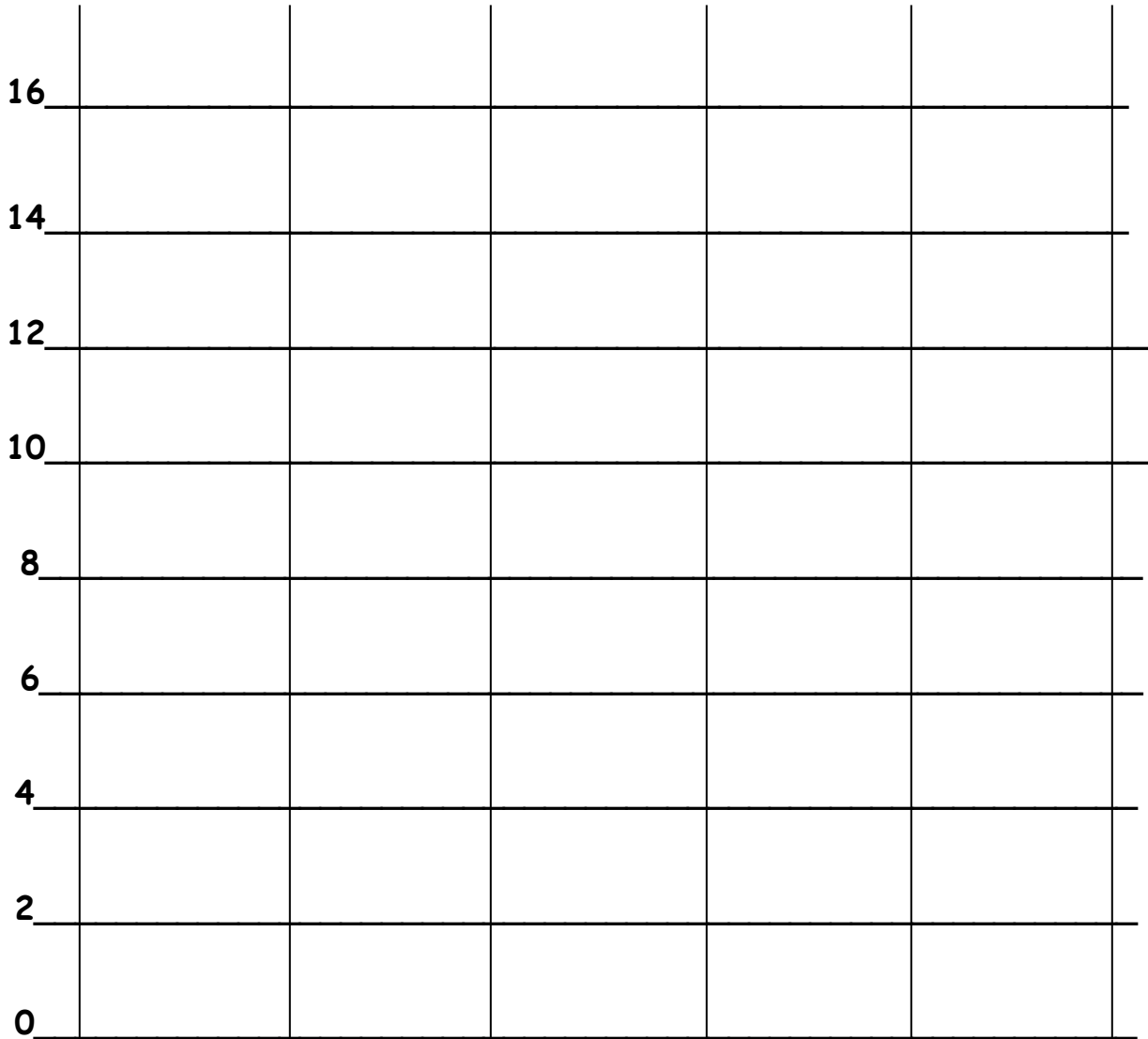


Graphing your "Evidence of Wildlife" Data



Count the number of "evidence" you found in your outdoor classroom area for birds, reptiles, amphibians, mammals, and insects, and log your data into the graph below to create a bar graph.

Number of Evidence Found:



Type of Wildlife:

Birds

Reptiles

Amphibians

Mammals

Insects

OBSERVATION DATA for _____, _____, _____
(Date)

For which type of wildlife did you find the most evidence? _____

How much evidence did you find for this type of wildlife? _____

For which type of wildlife did you find the least evidence? _____

How much evidence did you find for this type of wildlife? _____

