




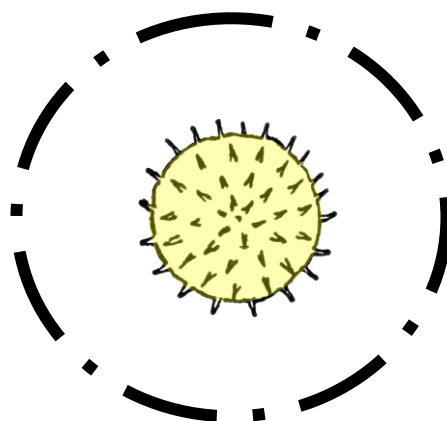
How Pollinators Pollinate

Answer Sheet


Students should explore the outdoor classroom looking for pollinators and flowering plants, bushes or trees. Give them a magnifying glass to magnify the pollen in the flowers and a Q-tip to collect the pollen. They should record their observations, and then complete the pollination process diagram on the activity sheet below.



Draw a flower from your outdoor classroom.



Draw the Pollen: Tiny microscopic yellow-orange grains of pollen come in different shapes that can only be seen through a microscope



Draw a Pollinator: bee, butterfly, ant, beetle, fly, wasp, moth or hummingbird

The Process of Pollination: Draw or Write...

