

AWF **JUNIOR WILDLIFE NATURALIST**

NATURE JOURNAL

AN ALABAMA OUTDOOR CLASSROOM PROGRAM

1ST GRADE

SAMPLE

This Journal Belongs To

[Blank white box for name]

BUTTERFLY METAMORPHOSIS
EXPERT



PHOTO BY CATHY KEIFER

JUNIOR WILDLIFE NATURALIST
www.alabamawildlife.org

ANIMAL ADAPTATIONS
EXPERT



JUNIOR WILDLIFE NATURALIST
www.alabamawildlife.org

Junior Wildlife Naturalist

Level 2: Zoologist

The Study of Animals

The Alabama Wildlife Federation created the Junior Wildlife Naturalist program to:

- ✓ Educate our children about the wise use and conservation of our wildlife and natural resources;
- ✓ Introduce children to the outdoors so they will have an appreciation for Alabama's great natural diversity; and
- ✓ Provide hands-on, inquiry-based outdoor activities that help teach the Alabama Department of Education Course of Study Standards using a schoolyard wildlife habitat and outdoor classroom.



The **JWN Teacher's Guide** for the Kindergarten JWN nature journal includes background information, educational resources, lesson plans, and activity answers.

To become a **JWN Zoologist**, the student must earn the two badges below and take the JWN Pledge on page 3. For each badge, the student must complete at least three of the JWN nature journal activities (total of six activities). **See **REQUIRED** and Suggested activities below.*

1 Animal Adaptations Badge

2 Butterfly Metamorphosis Badge

Table of Contents:

What Does a Zoologist Do?	2
Junior Wildlife Naturalist Pledge *REQUIRED	3
Search for Wildlife Using Your Senses	4
Words of Poetry Inspired by Nature	5
Field Investigation: Animal Features and Adaptations *REQUIRED	7
Wonders of Wildlife: Carolina Wolf Spider *Suggested	9
Scavenger Hunt: Bird Behavior that Helps Baby Birds *Suggested	11
Seasonal Weather Observations	12
STEAM Activity: Design a Model of the Butterfly Life Cycle *REQUIRED	13
Field Investigation: Comparing Parents to their Offspring *Suggested	15
Dig into Plants: Host Plants for Caterpillars *Suggested	17
Scavenger Hunt: Evidence of Wildlife	18
Observing Leaf Characteristics	19
Alabama Ecology: Alabama's Native Plants	21
Explore Outdoors: Visit a National Wildlife Refuge	22

What Does a Zoologist Do?



EASTERN SCREECH OWL

A zoologist (zo·ol·o·gist) is a scientist who studies wildlife (wild animals).

Zoologists investigate the life cycles, habitats (homes), behaviors, and adaptations (body features) of wildlife.

Zoologists help protect **native wildlife** (that live here) and **exotic wildlife** (that live in other parts of the world) from harm due to diseases and loss of habitat.

Zoologists may study one species (type) of wildlife or they may study a specific class (group) of wildlife such as:

Amphibians



Barking Tree Frog

Birds



House Finch

Fish



Bluegill

Insects



Black Swallowtail

Mammals



Raccoon

Reptiles



Green Anole



Did You Know?

People who study zoology can become a(n)...

- **Research Scientist** (studies animals and their behaviors in the wild)
- **Zookeeper** (cares for animals in zoos)
- **Park Naturalist** (educates people about wildlife in parks)
- **Wildlife Rehabilitator** (cares for sick wildlife and returns them to the wild)
- **Marine Biologist** (studies animals that live in the water – creeks, rivers, lakes, wetlands, estuaries, and oceans)
- **Environmental Consultant** (evaluates how environmental changes can impact local wildlife habitats)
- **Aquarist** (cares for animals in large public aquariums)



Junior Wildlife Naturalist Pledge

CORN SNAKE
DEREK HAUFFE

I want to be a JWN Zoologist.

I want to study wildlife including those in our outdoor classroom.

I pledge to follow the JWN rules below.



Follow and listen to my teacher.



Be quiet so we can see wildlife.



Take care of flowers and do not pick them.



Look at animals but do not touch them.



Provide food for wildlife.



Provide water for wildlife.



Provide shelter for wildlife and their young.



Throw away trash and do not litter.

Print Your Name

Date

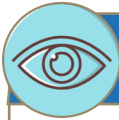
Search for Wildlife Using Your Senses



MILLIPEDE

DATE: _____

 Visit your outdoor classroom.
Draw your observations in each box.



**SIT QUIETLY. LOOK UP, DOWN, AND ALL AROUND.
WHAT DO YOU SEE?**

Blank area for drawing observations related to sight.



SIT QUIETLY. CLOSE YOUR EYES. WHAT DO YOU HEAR?

Blank area for drawing observations related to hearing.



**EXPLORE. TAKE A PEEK UNDER ROCKS AND LOGS.
WHAT DID YOU FIND?**

Blank area for drawing observations related to touch.



RED WIGGLER EARTHWORMS

Field Investigation: Animal Features & Adaptations

DATE: _____



Explore your outdoor classroom. Search for a red wiggler worm.

1. DRAW A PICTURE OF THE WORM.

Blank area for drawing a picture of the worm.



Did You Know?

If an earthworm is split in two, it will not become two new worms.



The head of the worm may survive and grow a new tail, but the original tail of the worm will not be able to grow a new head and it will die.

CIRCLE ALL OF YOUR ANSWERS.

(There can be more than one correct answer.)

2. What colors does it have?



Black



Blue



Brown



Gray



Green



Orange



Pink



Red

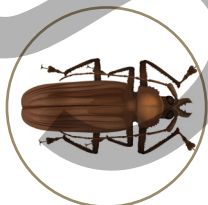


White




Yellow

3. What type of skin does it have?



Hard covering



Scales



Smooth skin



Fur

4. How many legs does it have?

0

zero

2

two

4

four

6

six

8

eight



Use the Adaptations and Ecological Role facts on the Alabama Wildlife Federation's Wonders of Wildlife: Red Wiggler Worm webpage to answer these questions.

AMERICAN ROBIN
EATING AN
EARTHWORM



CIRCLE ALL OF YOUR ANSWERS.

(There can be more than one correct answer.)

5. How many eyes does a red wiggler have?

- 0 zero 2 two 4 four 6 six 8 eight

6. How does its color help it survive?

- a. helps it hunt animals to eat b. provides camouflage c. helps it hide from predators

7. How does its smooth moist skin help it survive?

- a. helps it breathe through its skin b. helps it move through soil c. helps it climb trees

8. How do its segments and muscles help it survive?

- a. help it burrow through the soil b. each segment can turn into a new worm c. help it crawl over the ground

9. Why are worms important?

- a. they eat dead things in the soil b. plants use their poop for food c. birds eat them for food

10. Which of the worm's adaptations would you like to have? Why?

