

Seasonal Weather Observations

Name: _____



Go outside and observe the weather. Record your observations below.

Optional: Record your weather observations at the same time of day on five different days. Then compare your data using the "Weather Observations Chart" on page 2.


Date: _____

August September October November December January February March April May
 1 2 3 4 5 6 7 8 9 10 11 12 13 14 15 16 17 18 19 20 21 22 23 24 25 26 27 28 29 30 31

Day of the Week: Monday Tuesday Wednesday Thursday Friday
(Circle the answer)

Time _____ Morning  Afternoon 
 of Day: _____

Which season is it?  spring  summer  fall  winter

What is the weather like? Sunny  Partly Cloudy  Cloudy 
 Raining  Thunder & Lightning  Snow 

What is the temperature? _____ Hot  Warm Cool Cold 

Write sentences to describe the weather using adjectives and correct punctuation.




Weather Observations Chart



Name: _____

Log your weather data into the graph below to create a bar graph.

Temperature



Observation: DAY #1 DAY #2 DAY #3 DAY #4 DAY #5

Date: _____

Which day had the highest temperature? _____

Which day had the lowest temperature? _____

