

Living or Nonliving?

Name: _____







Explore the outdoor classroom to look for things that are living.

1. Draw and identify one living thing.





Circle the answers to prove that it is living.

 <p>2. Does it move?</p> <p>Yes No</p>	 <p>3. Does it grow?</p> <p>Yes No</p>	 <p>4. Does it change?</p> <p>Yes No</p>
 <p>5. Does it breathe?</p> <p>Yes No</p>	 <p>6. Does it eat?</p> <p>Yes No</p>	 <p>7. Does it drink?</p> <p>Yes No</p>

Explore the outdoor classroom to look for things that are not living.

Example Non-living Thing



rock

8. Draw and identify a nonliving thing.



Circle the answers to prove that it is not living.



9. Does it move?

Yes No



10. Does it grow?

Yes No



11. Does it change?

Yes No



12. Does it breathe?

Yes No



13. Does it eat?

Yes No



14. Does it drink?

Yes No

