
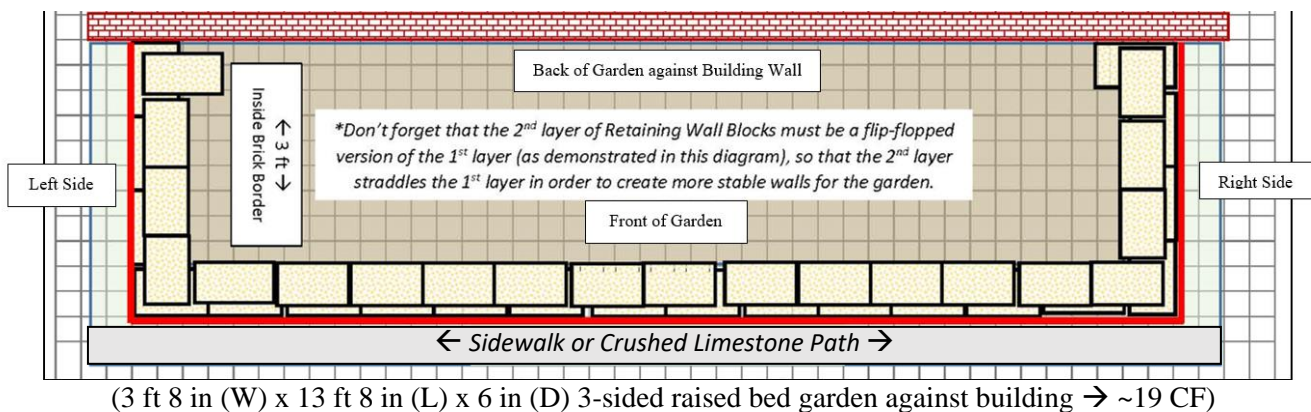


Materials Budget for Butterfly Garden (3-sided)

*A 3-sided garden is built against your school building so that the 4th side of the garden is the building's brick wall. BEFORE you choose to build your garden against the building, you should look for "weep holes" in the brick (see pic on right). Do not cover your weep holes with garden soil as the soil will clog the holes. If the weep holes are less than 6 inches from the ground they would be covered by garden soil, and you need to build a 4-sided garden that is 2-3 inches out from the wall.



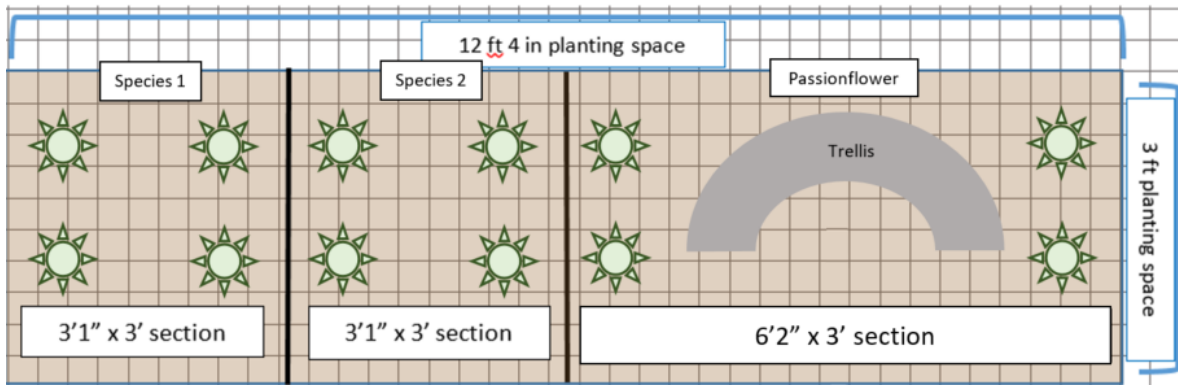
Example Butterfly Garden (3-sided)



Required Butterfly Garden Materials, Signage & Plants

- (1) Can of White Water-based Marking Paint (for laying out garden)
- (40) 4" x 12" Retaining Wall Blocks (to create three sides of raised bed against school building)
- (1) 6'x50' Professional Landscape Fabric (weed barrier) (16' used for this garden)
- (4) 32-Quart (1CF) Bags of Organic Potting Soil Mix (for garden)
- (7) 1 CF/32 Qt Bags of Organic Top Soil (for garden)
- (2) 1 CF Bags of Organic Compost and Manure (for garden)
- (3) 2 CF Bags of Organic Drainage and Aeration Soil Conditioner (for garden)
- (1) Black Steel Garden Trellis (for passionflower vines)
- (1) Package of 40 6" Black Plastic Landscape Edging Pieces (12 to create (2) 3 ft dividers between the 3 plant species to make plant ID & weeding easier)
- (1) 2 CF Bags of Natural Dark Brown Pine Bark Mulch (for garden) **do NOT get black mulch as it gets hot and kills plants**
- (1) Educational Sign (for the life cycle of butterflies)
- (1) 6 ft. U-Post for Fence (for educational sign)
- (2) 1/4-in x 1-1/2 in Zinc-Plated Coarse Thread Hex Bolt
- (2) 1/4-in x 20 Zinc-Plated Steel Hex Nut
- (2) 1/4-in Zinc-Plated Standard Flat Washer

Native Perennial Host Plants (including (4) Passionflower Vine, (4) Native Milkweed such as butterfly, common, swamp, or whorled milkweed, and (4) of a 3rd type of Host Plant) *See planting diagram below.



(2-4) Plant ID Signs (one for each plant species)

(2-4) Biomarkers to hold Plant ID signs

(1) Bottle of Waterproof, Quick Dry, Multipurpose Adhesive (to attach Plant ID signs to stakes)

Estimated Total Cost for Garden Materials (with signage & plants): \$500

Additional *Optional* Butterfly Habitat Materials, Signage & Plants

Native Host Trees such as Oaks, Dogwoods, or Tulip Poplars

Native Host Bushes such as Spicebushes or Wax Myrtles

Native Perennial Nectar Wildflowers for Adult Butterflies (If you have a *pollinator garden*, it will provide the native flowering wildflowers that produce nectar.)

1 CF/32 Qt Bag of Organic Top Soil - 1 bag per bush & 2 bags per tree to mix with current soil around roots of bush/tree

1 CF Bag of Organic Compost & Manure - 1/4 bag per bush & 1/2 bag per tree to mix with current soil around roots of bush/tree

2 CF Bags of Organic Drainage and Aeration Soil Conditioner - 1/4 bag per bush & 1/2 bag per tree to mix with current soil around roots of bush/tree

2 CF Bags of Natural Dark Brown Pine Bark Mulch (1 bag per bush, 2 bags per tree to place around base after planting)
do NOT get black mulch as it gets hot and kills plants

Plant ID Signs (one for each plant species)

Biomarkers to hold Plant ID signs

(1) Bottle of Waterproof, Quick Dry, Multipurpose Adhesive (to attach Plant ID signs to stakes)

(2) 12.2-in Terracotta Clay Plant Saucer (to create puddling stations)

(1) .5 CF/50 Lb Bag of All-purpose Sand (to create puddling stations)

